



PRO-X55AV 2-WAY DIE-CAST MINI SPEAKER

Your RCA PRO-X55AV 2-Way Die-Cast Mini Speaker is small in size, but not in sound! Its 5-inch polypropylene woofer accurately tracks signals to provide outstanding bass, while the 1-inch soft dome tweeter produces crisp, detailed highs.

Your speaker's acoustic design matches the woofer and tweeter with the enclosure and damping materials, resulting in amazingly smooth and broad frequency response.

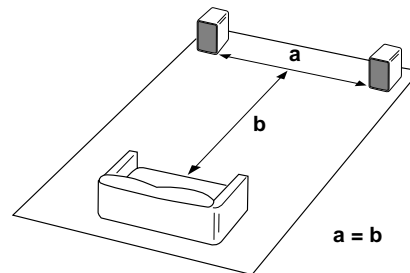
Your PRO-X55AV can handle up to 140 watts of power. The speaker is magnetically shielded so you can safely place it next to your television or monitor.

SPEAKER PLACEMENT

Location and position are vital to your speaker's performance. The ideal location is on a table or shelf positioned near the corner of a room. A shelf attached to a wooden wall (or some other acoustically hard surface) greatly reinforces the speaker's sound quality. If possible, place the front edge of the speaker flush with the front edge of the shelf. For the best sound, avoid floor locations; floor coverings can absorb much of the sound.

We recommend that you play a familiar, wide-range recording and experiment with speaker placement until you find the location that provides the best sound for your needs.

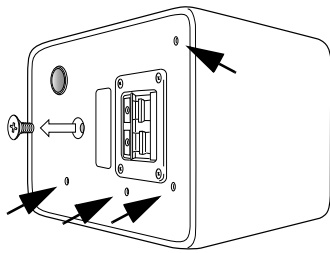
If you are using another speaker with your PRO-X55AV, for the best stereo image, the distance between your speakers should be about equal to the distance from the main listening area to a point halfway between the speakers.



If you must place your speakers farther apart, turn them slightly inward.

You can mount your PRO-X55AV on a wall or under a shelf using optional speaker brackets (available at your local RadioShack store). Or, you can use a 1/4-inch wall-mount speaker bracket. Follow the instructions provided with the bracket(s).

Note: When you use the 1/4-inch wall-mount bracket, remove the screw on the back panel of the speaker so you can thread the ball shaft. For any other type of mounting bracket, use the mounting holes (indicated by the arrows) and leave the screw in place.



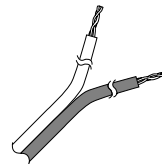
speaker wire for a distance of 50 feet or less. For a distance greater than 50 feet, use a heavier 16-gauge wire.

For the maximum bass response and overall best performance, connect the speaker in phase (- to - and + to +).

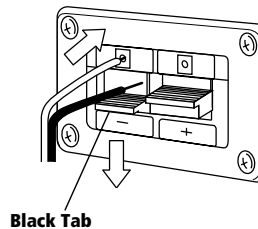
Speaker wire is either color-coded, with a different color on each side, or coded with a ridge or stripe on one side to identify the wire's different sides, making the connection process easier. RadioShack stores sell speaker wire to meet most needs.

Follow these steps to prepare the wire and connect the speaker.

1. Separate the wire conductors for a length of about 2 inches, then remove about 1/2 inch of insulation from the wire's ends using a wire stripper.

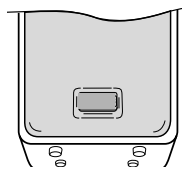


2. Push down the speaker's black tab to open the negative (-) terminal and insert one of the wire's conductors. Release the tab.



ATTACHING THE RUBBER FEET

Rubber feet are supplied with your speaker so it will not scratch your furniture. With the thicker feet (marked A) positioned toward the front corners of the speaker and the thinner feet (marked B) positioned toward the back corners, remove the feet from the paper backing and press each onto the bottom of the speaker.



CONNECTIONS

With the speaker placed at the desired location, measure the distance from the speaker to the amplifier. Use 18-gauge

3. Push down the speaker's red tab to open the positive (+) terminal and insert the wire's other conductor. Release the tab.
4. Using the speaker wire's coding as a guide, connect the other end of the speaker wire to the amplifier's corresponding (right or left) speaker terminals.

MAINTENANCE

To enjoy your PRO-X55AV 2-Way Die-Cast Mini Speaker for a long time:

- Keep the speaker dry. If it gets wet, wipe it dry immediately.
- Use and store the speaker only in normal temperature environments.
- Handle the speaker gently and carefully. Don't drop it.
- Keep the speaker away from dust and dirt.
- Wipe the speaker with a damp cloth occasionally to keep it looking new.

Modifying or tampering with the speaker's internal components can cause a malfunction and might invalidate its warranty. This receiver has been manufactured to the specifications of RadioShack and is covered by a limited warranty from RadioShack. If your receiver is not operating as it should, take it to your local RadioShack store or call 1-800-THE-SHACK for assistance.

SPECIFICATIONS

Frequency Response: 80–20,000 Hz

Power Handling 70 Watts (RMS)

Maximum Power 140 Watts

Impedance 8 Ohms (Nominal)

Speaker Complement:

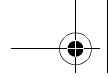
5-Inch High-Compliance
Woofer and 1-Inch Extended
Range, High-Compliance
Soft Dome Tweeter

Dimensions (HWD):

$8\frac{9}{16} \times 5\frac{1}{2} \times 4\frac{7}{8}$ Inches
(22 × 14 × 12.4 cm)

Weight 5 lb 12 oz
(2.32 kg)

Specifications are typical; individual units might vary. Specifications are subject to change and improvement without notice.



Limited Five-Year Warranty

This product is warranted by RadioShack against manufacturing defects in material and workmanship under normal use for five (5) years from the date of purchase from RadioShack company-owned stores and authorized RadioShack franchisees and dealers. EXCEPT AS PROVIDED HEREIN, RadioShack MAKES NO EXPRESS WARRANTIES AND ANY IMPLIED WARRANTIES, INCLUDING THOSE OF MERCHANTABILITY AND FITNESS FOR A PARTICULAR PURPOSE, ARE LIMITED IN DURATION TO THE DURATION OF THE WRITTEN LIMITED WARRANTIES CONTAINED HEREIN. EXCEPT AS PROVIDED HEREIN, RadioShack SHALL HAVE NO LIABILITY OR RESPONSIBILITY TO CUSTOMER OR ANY OTHER PERSON OR ENTITY WITH RESPECT TO ANY LIABILITY, LOSS OR DAMAGE CAUSED DIRECTLY OR INDIRECTLY BY USE OR PERFORMANCE OF THE PRODUCT OR ARISING OUT OF ANY BREACH OF THIS WARRANTY, INCLUDING, BUT NOT LIMITED TO, ANY DAMAGES RESULTING FROM INCONVENIENCE, LOSS OF TIME, DATA, PROPERTY, REVENUE, OR PROFIT OR ANY INDIRECT, SPECIAL, INCIDENTAL, OR CONSEQUENTIAL DAMAGES, EVEN IF RadioShack HAS BEEN ADVISED OF THE POSSIBILITY OF SUCH DAMAGES.

Some states do not allow the limitations on how long an implied warranty lasts or the exclusion of incidental or consequential damages, so the above limitations or exclusions may not apply to you.

In the event of a product defect during the warranty period, take the product and the RadioShack sales receipt as proof of purchase date to any RadioShack store. RadioShack will, at its option, unless otherwise provided by law: (a) correct the defect by product repair without charge for parts and labor; (b) replace the product with one of the same or similar design; or (c) refund the purchase price. All replaced parts and products, and products on which a refund is made, become the property of RadioShack. New or reconditioned parts and products may be used in the performance of warranty service. Repaired or replaced parts and products are warranted for the remainder of the original warranty period. You will be charged for repair or replacement of the product made after the expiration of the warranty period.

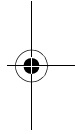
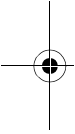
This warranty does not cover: (a) damage or failure caused by or attributable to acts of God, abuse, accident, misuse, improper or abnormal usage, failure to follow instructions, improper installation or maintenance, alteration, lightning or other incidence of excess voltage or current; (b) any repairs other than those provided by a RadioShack Authorized Service Facility; (c) consumables such as fuses or batteries; (d) cosmetic damage; (e) transportation, shipping or insurance costs; or (f) costs of product removal, installation, set-up service adjustment or reinstallation.

This warranty gives you specific legal rights, and you may also have other rights which vary from state to state.

RadioShack Customer Relations, 200 Taylor Street, 6th Floor, Fort Worth, TX 76102

We Service What We Sell

04/99



RadioShack
A Division of Tandy Corporation
Fort Worth, Texas 76102

40-5003/5004

Printed in Malaysia

08A99

